



Fun and Friends Book Club 悅讀寶庫電子書課程

Student Manual 學生使用指南

2020—2021

Last updated date 更新日期：4/8/2020

inspire learning

Flat 9D, Yeung Yiu Chung No8 Ind Bldg, 20 Wang Hoi Road, Kowloon Bay, Hong Kong 香港九龍灣宏開道 20 號楊耀松第 8 工業大廈 9D 室
Tel (852) 3188 2600 Fax (852) 3007 2231 Email service@wiseman.com.hk Web www.wiseman.com.hk



Fun and Friends Book Club 2020—2021 User Manual

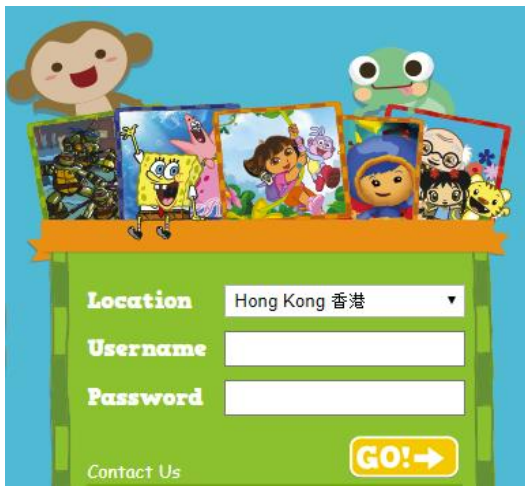
If you are an iPad or Android tablet user, please make sure you have downloaded 'Fun and Friends Book Club' app from Apple 'App Store', Android 'Google Play' or '360 Mobile Assistant' before starting the programme. If you are a PC user, please login <https://fnfclub.hk> with your user information in a computer.

To enjoy the best 'Fun and Friends Book Club' experience, please download the app on either an Android tablet or an iPad. Please note that the app does NOT support Apple smartphones.

Location: **Hong Kong**

Username: _____ Please key in your username as provided

Password: _____ Please key in your password as provided



Enquiries:

Fun and Friends Learning Service Team

Hotline : (852) 3188 2357 / (86) 400 9609 773

WhatsApp : (852) 9299 7851

WeChat : 紛分英語

Email: fnf@fnfclub.hk

Address: Flat 9D, Yeung Yiu Chung No 8 Ind Bldg,
20 Wang Hoi Road, Kowloon Bay, Hong Kong

Service hour: Mon to Fri 9am–8pm, Sat 9am–1pm

For after hours service, please leave us a message with the following details:

- Your school's name
- Your name
- Your class
- Your question
- Your contact number

Reminders :

- Programme Period: 21 September 2020 – 30 June 2021
- Please enter your username in lowercase.
- Students must enter both email address and phone numbers in 'Profile' for password retrieval and to receive the monthly Progress Report.
- Completion of all learning activities and exercises is required to achieve maximum score.
- 'My Studio' function is only available on Android tablet and iPad.



System requirement:

PC

- Operating system: Microsoft Windows 10
- Browser: Google Chrome version 66 or above (Recommended), Microsoft Edge 17 or above, Mozilla Firefox 52 or above

Mac

- Operating system: Mac OS X v10.11/ macOS 10.12 or above
- Browser: Safari 11.x to 13.x or Google Chrome version 66 or above

Tablet

- Operating system: iOS 11.0 to 13.x; Android 4.4 to 10.x
- Browser:
 - iOS: Safari 11.x to 13.x
 - Android: Google Chrome version 66 or above
- App: Please note that the app does NOT support Apple smartphones.

Hardware:

- A speaker or headphone for 'Read to Me' function



Fun and Friends Book Club 2020—2021 用戶指南

若您正使用 iPad 或 Android 平板電腦，請先於 Apple 「App Store」，Android 「Google Play」或「360 手機助手」下載「Fun and Friends Book Club」應用程式。如您正使用個人電腦，請以您的使用者資料登入 <https://fnfclub.hk>。

請使用 Android 平板電腦或 iPad 以享受 Fun and Friends Book Club 的最佳體驗。
請留意此應用程式並不支援 iPhone。

位置

(Location)

Hong Kong

用名稱

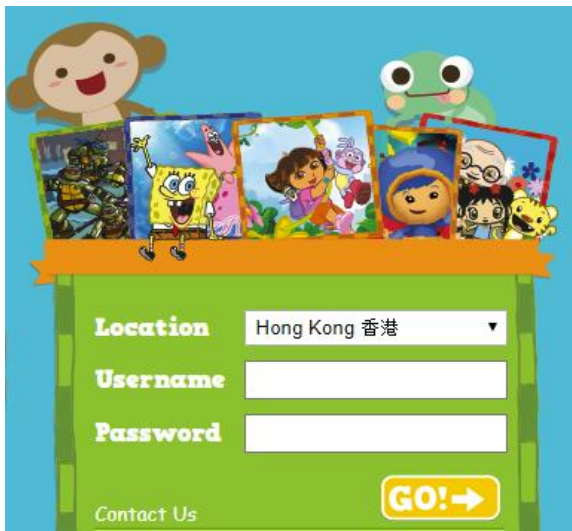
(Username)

請輸入獲提供的用戶名稱

密碼

(Password)

請輸入獲提供的密碼



Fun and Friends 學習服務團隊

服務專線：(852) 3188 2357 / (86) 400 9609 773

WhatsApp：(852) 9299 7851

微信WeChat: 紛分英語

電郵: fnf@fnfclub.hk

地址：香港九龍灣宏開道 20 號楊耀松第 8 工業大廈 9D 室

服務時間：星期一至五 9am—8pm，星期六 9am—1pm

如非辦公時間，請留言並清楚說出：

- 學校名稱
- 姓名
- 班別
- 查詢內容
- 聯絡電話

我們將於一個工作天內回覆。

注意事項：

- 課程日期：2020 年 9 月 21 日 至 2021 年 6 月 30 日
- 登入名稱請用小楷。
- 用戶必須登入後在個人檔案 (Profile) 欄填上電郵以便日後查詢密碼及收取學習進度表之用。
- 您需要透過瀏覽所有教材，包括詞彙、錄像和聲音等資訊來獲得分數。



系統安裝及設備要求：

電腦

- Microsoft Windows 10
- 瀏覽器：Google Chrome version 66 或以上 (建議使用), Microsoft Edge 17 或以上, Mozilla Firefox 52 或以上

蘋果電腦

- Mac OS X v10.11/ macOS 10.12 或以上
- 瀏覽器：Safari 11.x 至 13.x 或 Google Chrome version 66 或以上

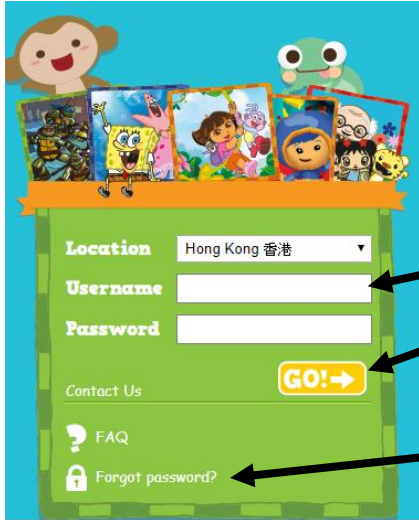
平板電腦

- Android 4.4 至 10.x; iOS 11.0 至 13.x
- 瀏覽器
 - iOS: Safari 11.x 至 13.x
 - Android: Google Chrome version 66 或以上
- 應用程式：請留意此應用程式並不支援 iPhone
- 硬件：同學需安裝揚聲器或耳機以使用「Read To Me」功能

I. Login 登入

1. PC or Mac Users PC 或 Mac 使用者

Login URL : <https://fnfclub.hk>



Enter **Username** and **Password**.

(This information can be found in the email sent to parents' account.)

輸入登入名稱及密碼。

(資料已電郵至各家長之電郵信箱內。)

Click **GO** to log in

按 **GO** 登入

Click '**Forgot password**' and enter your personal information if you have forgotten your password. The password will be sent to the registered email address.

日後忘記密碼時可按 **Forgot Password** 並填入個人資料，系統將自動將密碼送到用戶登記的電郵地址。

2. Android tablet/iPad Users


Android 平板電腦或 iPad 使用者

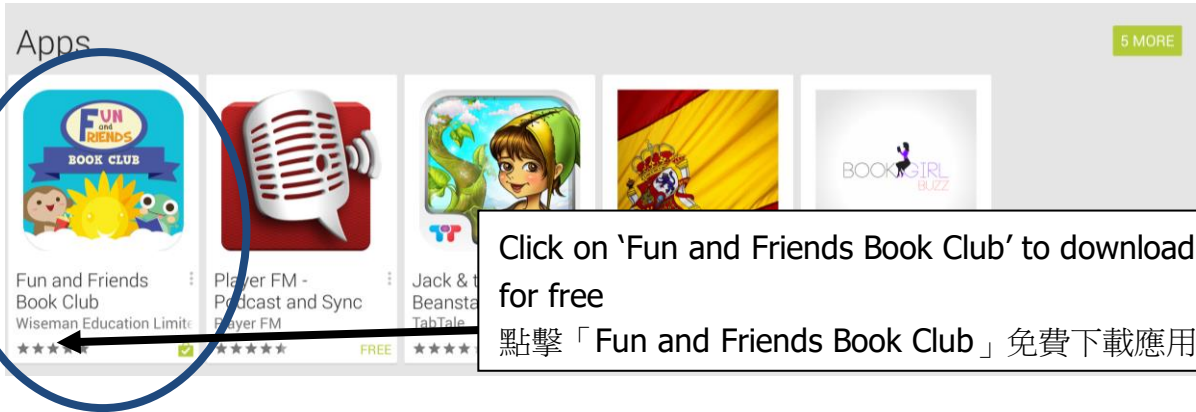
Download 'Fun and Friends Book Club' app from Apple 'App Store' or Android 'Google Play' before starting the programme.

請先於 Apple 「App Store」、Android 「Google Play」或「360 手機助手」下載「Fun and Friends Book Club」應用程式。

Search for 'Fun and Friends Book Club'

搜尋「Fun and Friends Book Club」





You can also scan the following QR codes to download the Fun and Friends Book Club App.
或者掃描以下二維碼進行下載



The login procedures will be the same for PC/Mac users.
其他登入步驟跟 PC 和 Mac 一樣。

II. Update Personal Information and Password 更新個人資料及密碼

To update your personal information or change your password, you can log in from <https://fnfclub.hk>, and input your username and password. Then click on 'Profile' from the top left window.

如要更新個人資料，或更改密碼，請先以 PC 或 Mac 登入 <https://fnfclub.hk>，然後輸入用戶名稱及密碼。你可按左上方的'Profile'更新個人資料。

Click here to view your profile
按此查看用戶資料檔案

Change Profile:
Click here to fill in your parent's phone number and email address.
更改用戶檔案：
請填入家長的電話號碼和電郵地址。

School	Term	Class	Course	Expiry
Wiseman Education	2013 - 2014	HK	Fun and Friends	15/08/2015
			Stage 1 (Learners)	
			Stage 1 (Self Learning)	
			Book Club	
			Level 0	
			Level 1	
			Level 2	
			Level 3	

Edit your profile

Name:

Username: student.1

Password:

Re-enter Password:

Email:

Phone:

Address:

Parent Name:

Gender: Male Female

Birthday: 01 Jan 1970 (dd mm yyyy)

Please enter your parent's email address in the 'Profile' section upon your first login. A Progress Report will be sent to your parents' email to share your learning progress.
請於第一次登入後，在 **Profile** 登記電郵地址，方便日後收到定期發出之學習進度表。

III. Starting the Lessons


進入課堂

1. PC or Mac users

PC 或 Mac 使用者



This screenshot shows the main page of the Fun and Friends Club. A callout box on the left points to a 'Home' button in the top-left corner, with the text: "Click the 'Home' button to go back to the main page. 按 Home 按鈕回到首頁". Another callout box on the right points to a yellow 'BOOK CLUB' button in the center of the page, with the text: "Select 'Book Club' 按'Book Club'". The page content includes a 'Welcome!' message, a 'Are you ready for fun?' heading, and instructions to start the learning journey by clicking on the icons below.



This screenshot shows the 'Fun and Friends Book Club' page, which provides instructions on how to start the reading adventure. A callout box on the left points to a yellow arrow button, with the text: "Click here to begin your learning journey! 按此開始學習!". The page content includes the heading 'Fun and Friends Book Club', a 'Ready to start your reading adventure!' message, and 'Easy 2 steps to start it!'. Step 1 instructs users to download the Book Club app from Google Play or the App Store. Step 2 instructs users to use the same login as in the Fun and Friends Club. The page concludes with the text 'Now go and start reading!'.

2. iPad/Android tablet users

iPad/Android 平板電腦使用者

You will be directed to the lesson upon logging in.

當登入後會直接進入課堂。

IV. To begin reading ...

開始閱讀

You will see an interactive bookcase where you can find e-books and videos after logging in. Active e-books are shown in bright colours and the ones that are highlighted in grey need to be downloaded.

當你登入後，你便會看到一個精美的書架，裏面包含了電子書和短片。如你看見的電子書圖畫是淡色的，而中間有黃色播放按鈕，即表示該電子書尚未被下載。如已下載，該電子書圖畫會變為深色。



The learning goals in each title tell you what you can learn from the story!

Click on 'Learning goals' on the front cover of each e-book to access the learning goal page.

Each e-book includes language functions, target vocabulary and phrases, and respective reading level of the book.

按電子書圖畫一下，你會看到左下方的“Learning Goals”和右下方的“Read”。

按“Learning Goals”，你會看到這本書的學習目標，知道當中的語言功能和重點語法、詞彙和句子和這本書的分級。

LEARNING GOALS

Language Functions and Focus

• Use nouns to identify objects related to birthday	He is having a birthday party. Gary brings a big birthday cake. Sandy brings a big present.
• Use adjectives to express feelings	He is very happy. Happy Birthday, SpongeBob!

Vocabulary and Phrases

- Birthday
- Party
- Present
- Colourful
- Happy
- Big
- Brings

READING LEVEL

FAST (Functional Assessment of Student Texts)

FAST Level : 100
Word count : 52
Text Type : Story

600	Level 6	Advancing Readers
500	Level 5	Independent Readers
400	Level 4	Developing Readers
300	Level 3	Confidence Building
200	Level 2	Vocabulary Building
100	Level 1	Beginner Readers
	Pre-Level 1	Starting to Read

READ

Click 'Read' to begin reading the book. You can choose from the following options: **Read to Me**, **Read It Myself**, and **My Studio**. The 'Question Time' section is also available at the end of each book.

按“Read”便可以開始閱讀圖書。你可以看到不同的選擇：“Read to Me”、“Read it Myself”和“My Studio”。而“Question Time”則是一些讀完書後的跟進問題。

READ TO ME

READ IT MYSELF

MY STUDIO

SpongeBob SquarePants: HAPPY BIRTHDAY!

Pre-Level 1

TAP THE SCREEN TO DISCOVER HIDDEN ANIMATION

tap the pause button to change your reading

swipe to turn page


For **Read to me** mode, make sure your speakers are turned on so you can hear the audio.
在“Read to me”，我們會讀給你聽，記住要開啟你的揚聲器。

For **Read It Myself** mode, you can look at the pictures and read the book at the same time.
在“Read it Myself”，你可以邊看邊讀。

My Studio allows you to record and playback your voice. Doesn't this sound fun?
My Studio”可讓你錄音並播放自己的聲音。是否很有趣呢！

To turn the page, simply swipe the page left or right.
你可以用手指向左或向右撥來揭書。

You can also pause your reading anytime by tapping the 'pause' button.
你亦可隨時按下方中間黃色的按鈕暫停。



You can choose to return to the main menu, read the book again or go to the 'Question time' section after you have finished a book.

完成後你可返回書架，或重新閱讀，或到“Question Time”回答問題。



QUESTION
TIME



1/5



SpongeBob blows out the _____ on the birthday cake.



- present
- cake
- candle



QUESTION
TIME



LIBRARY



READ
AGAIN

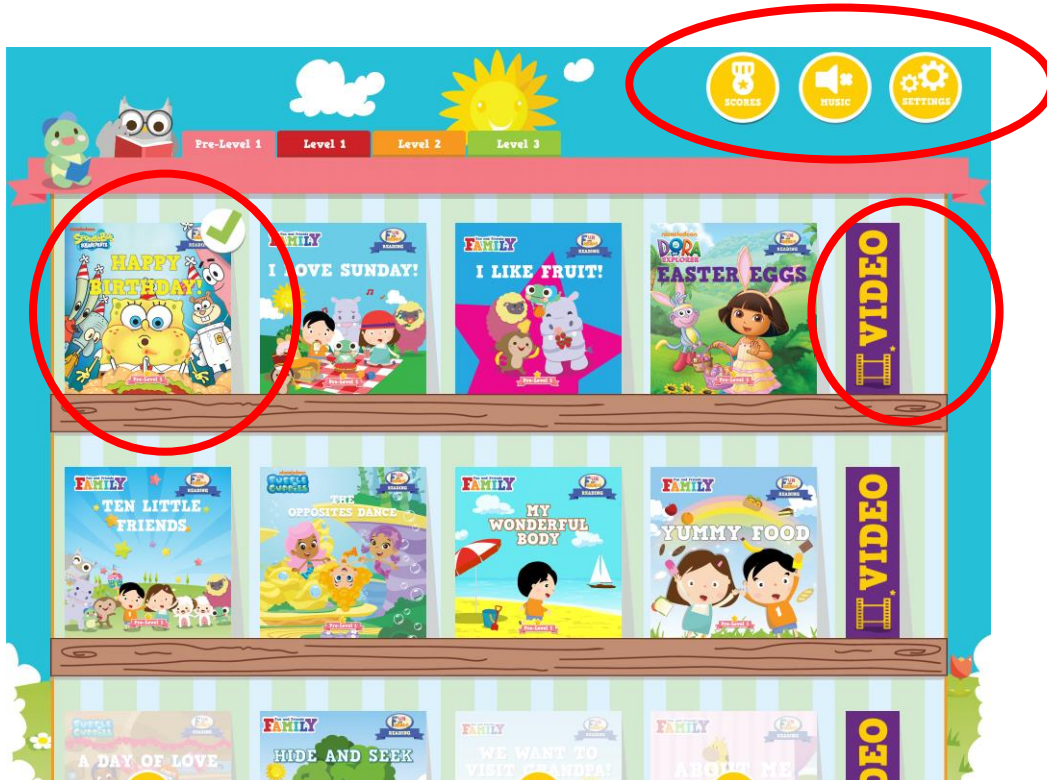


Tap on 'Library' to go back to the interactive bookcase. A green tick on a book shows that you have finished reading it. You can get a bonus video for every four completed books. Earn bonus videos by reading more books!

若你按“Library”返回書架，你會發現剛完成的圖書的右上角會出現一個綠色的✓。當你完成書架中一行四本的電子書，你便可按右方的“Video”看獎勵短片。

Last but not least, there are three icons on the top right corner of the interactive bookcase. Tap the 'Score' icon to view your score of each book. You can also tap the 'Music' icon to turn off/on the background music. You can find answers to some of the frequently asked questions in 'Settings'. You can also tap on 'Contact Us' if you have any other questions. Feel free to share your exciting reading experience with your friends!

此外，使用 Fun and Friends Book Club 應用程式的使用者會看到書架的右上方，有 3 個圖標。Score 會顯示你每本書的分數。Music 可取消背景音樂。而 Settings 中則包含常見問題。你亦可按 Contact Us 與我們聯絡和跟你的朋友分享閱讀心得!



v. My Studio 錄音功能

'My Studio' function is only available on Android tablet and iPad.

「My Studio」功能只適用於 Android 平板電腦或 iPad。

You may follow the following steps to record and playback your voice in 'My Studio'.

以下是使用「My Studio」錄音和播放的步驟。

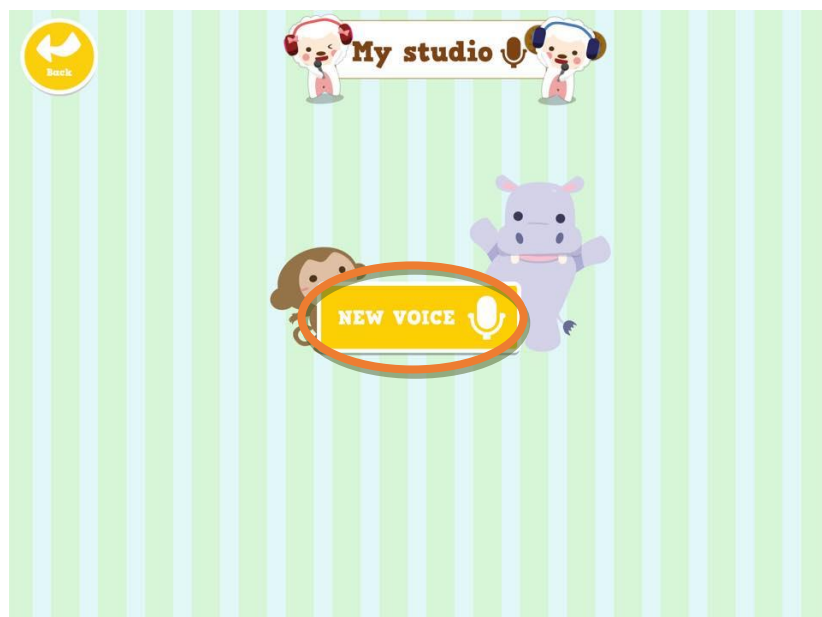
1. Click 'My Studio' after reading the whole book

閱讀整本書後，請點選「My Studio」



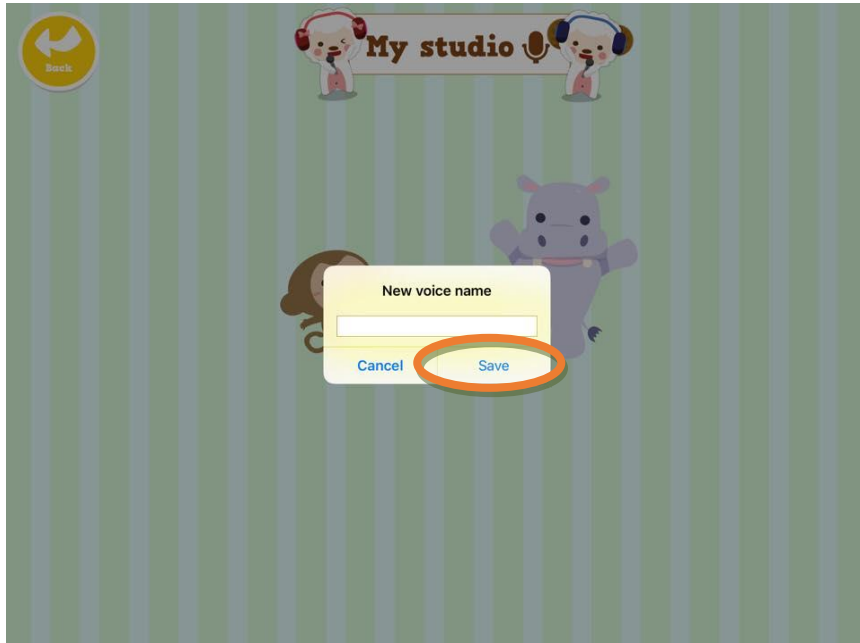
2. Click 'New Voice'

點選「New Voice」



3. Name your recording, then save

為此段錄音命名，然後儲存




4. Play the original audio using the play and stop buttons above the text

點選文字上方的播放和停止鍵以聆聽書本原來的錄音

5. Click 'Record' to record your voice, and click the same button again to stop recording

點選下方的「Record」鍵以開始錄音，完成後按同一鍵停止錄音



Listen to the original audio first
先聆聽書本原來的錄音

Record your voice
開始錄音

6. First-time user of 'My Studio' 初次使用「My Studio」的用家：
Allow Fun and Friends Book Club app to use microphone
需要容許 Fun and Friends Book Club 應用程式取用咪高峰



Allow the use of microphone
容許取用咪高峰

7. 'Recorded' will appear on the bottom right after recording. Click 'Play' to listen to your voice, and you may click 'Record' to record again
完成錄音後會看到右下方的「Recorded」。點選「Play」聽取自己的錄音，也可重按「Record」重新錄音

8. Click 'Save' after recording the whole book
完成整本書的錄音後，按右下方的「Save」



Recorded
已錄音

Save your recording of the
whole book
儲存整本書的錄音

Play your voice, and record again if needed
播放你的錄音，也可重新錄音

9. Add new recording, edit your existing recording, or read the book and listen to your recording
增加新錄音，修改現有錄音，或聆聽自己朗讀的書本

10. Share your voice by e-mail (log in to your email in the built-in e-mail app first)
透過電郵與別人分享你的聲音（需事先登入內置電郵應用程式以發送電郵）



Should you have any enquiries, please watch our Online Guided Tour video.
如有疑問，歡迎觀看網上導覽影片。

<https://fnfclub.hk/help/faq/bc/>

Book Club > Q1 > iOS/Android Version > 2. Start a lesson
(Chinese version 中文版：請先於網頁右下方轉繁體)

You may also contact us.
你亦可聯絡我們。

E-mail 電郵: fnf@fnfclub.hk

Phone 電話: 3188 2357

WhatsApp: 9299 7851

WeChat 微信: 紛分英語

(Mon to Fri : 9am–8pm; Sat: 9am–1pm,
星期一至五 : 9am–8pm; 星期六 : 9am–1pm)