



Fun and Friends (International Version) 2016-2017 User Manual

Please log on to www.fnfclub.hk with your user information. For iPad or Android tablet users, please make sure you have downloaded the 'Puffin Academy' browser from Apple 'Apps Store' or Android 'Google Play' before starting the programme.

Username	:	_____	Please key in your username as provided
Password	:	_____	Please key in your password as provided

Enquiries:

Fun and Friends Learning Service Team

Hotline : (852) 3188 2357

Email: fnf@funlearning.com.hk

Address: Room 1411, Telford House, Kowloon Bay, Hong Kong

Service hour: Mon to Fri, 9:00 am-8:00 pm

Reminders :

- Programme Period: 19 Sep 2016-30 June 2017**
- Please enter your username in lowercase**
- Students must enter both email addresses in 'Profile' password retrieval and to receive the monthly Progress Report**
- Completion of all learning activities and exercises is required to achieve maximum score**

System requirement:

- **Microsoft Windows XP / Vista / 7 / 8.1 / 10; Mac OS X v10.9, or above**
- **Latest version of Google Chrome (recommended), Internet Explorer, Safari and Firefox**
- **Adobe Flash Player 10.1 or above**



Fun and Friends (International Version) 2016-2017 用戶指南

如您正使用桌上電腦，請以您的使用者資料登入 www.fnfclub.hk。若您正使用 iPad 或 Android 平板電腦，請先於 Apple “Apps Store” 或 Android “Google Store” 下載“Puffin Academy” 瀏覽器。

登入名稱	:	_____	請根據提供輸入用戶資料
密碼	:	_____	請根據提供輸入密碼

Fun and Friends 學習服務團隊

服務專線：(852) 3188 2357

電郵：fnf@fnfclub.hk

地址：香港九龍灣宏開道16 號德福大廈1411室

服務時間：星期一至五 9:00am-8:00pm

注意事項：

- 課程日期：2016 年 9 月 19 日至 2017 年 6 月 30 日
- 登入名稱請用小楷。
- 用戶必須登入後在個人檔案 (Profile) 欄填上電郵以便日後查詢密碼及收取學習進度表之用。
- 您需要透過瀏覽所有教材，包括詞彙、錄像和聲音等資訊來獲得分數。

系統安裝及設備要求：

- Microsoft Windows XP / Vista / 7 / 8.1 / 10; Mac OS X v10.9 或以上
- 最新版本 Google Chrome (建議使用), Internet Explorer, Safari and Firefox Chrome
- Adobe Flash Player 10.1 or above

Fun and Friends (International Version) 2016-2017 用戶手冊

I. Login

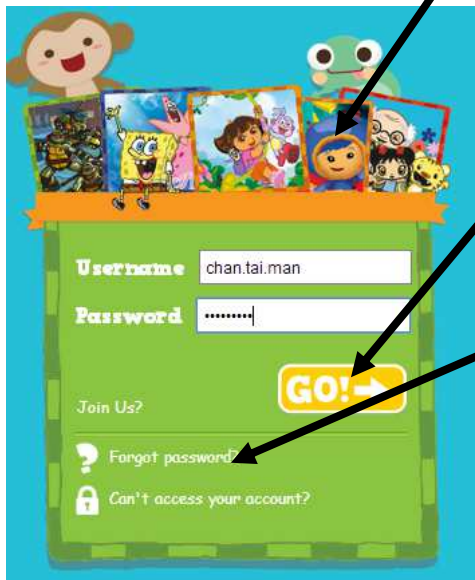
登入

PC or Mac Users

PC 或 Mac 使用者

Login URL : www.fnfclub.hk

登入網址：www.fnfclub.hk



Enter Username and Password.

(This information can be found in the email sent to parents' account.)

輸入登入名稱及密碼。

(資料已電郵至各家長之電郵信箱內。)

Click Go to log in. 按 GO 登入

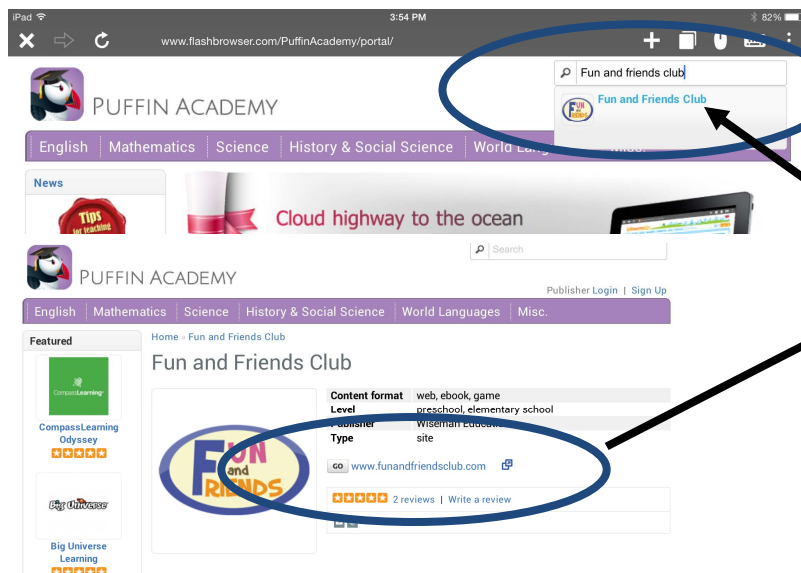
Click on 'Forgot password' and enter your personal information if you have forgotten your password. The password will be sent to the registered email address.

日後忘記密碼時可按 **Forgot Password** 並填入個人資料，系統將自動將密碼送到用戶登記的電郵地址。



1. Android 或 iPad 使用者

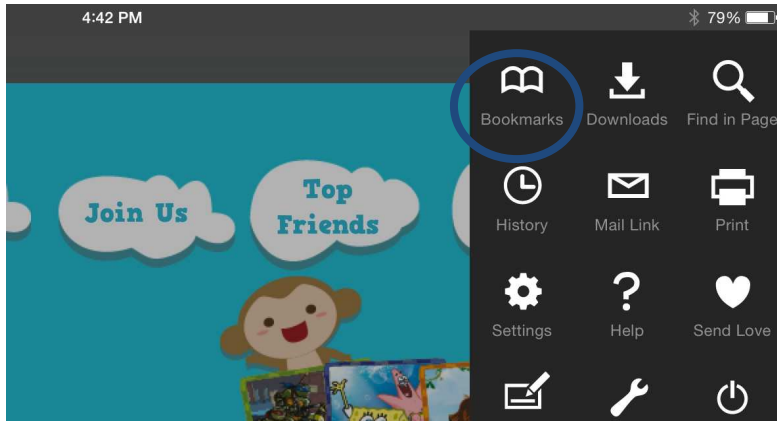
請先於 Apple “Apps Store” 或 Android “Google Store” 下載“Puffin Academy” 瀏覽器。



When you are in 'Puffin Academy', search for 'Fun and Friends Club'. Tap on the link to access the programme.

Then tap on 'add bookmark' to add 'Fun and Friends Club' to your favourite list so that you can access the webpage easily next time.

在 **Puffin Academy** 搜索 **Fun and Friends Club**，然後點擊所提供的鏈接。我們提議你同時點擊 **add bookmark** 把 **Fun and Friends Club** 加入自己喜歡清單中，下一次連接我們的網頁便會輕鬆簡單得多。



You can now simply go to 'Puffin Academy' and retrieve 'Fun and Friends Club' directly from your bookmarked list.

當你將 **Fun and Friends Club** 加到 **bookmark** 後，你便可先開啓 **Puffin Academy**

然後從你的喜歡清單直接選擇 **Fun and Friends Club**，這省卻你每次搜索的時間。

Please note that login procedures are the same for PC/Mac users.

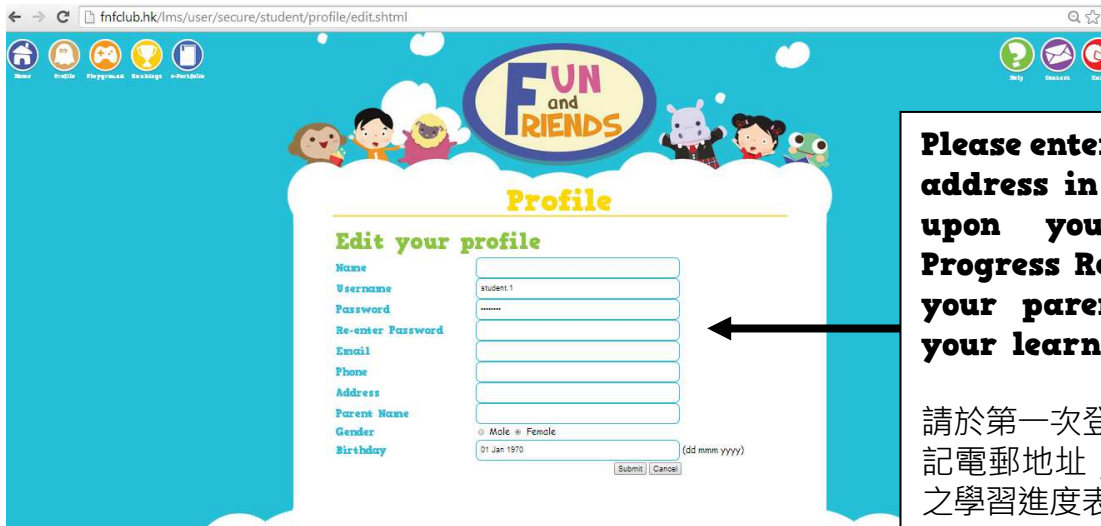
其他登入步驟跟 **PC** 和 **Mac** 一樣。

II. Update Personal Information and Password

更新個人資料及密碼



A screenshot of a web browser showing the user profile page for 'Fun and Friends Club'. The browser address bar displays 'fnfclub.hk/lms/user/secure/student/profile/'. The page features a blue header with the 'FUN and FRIENDS' logo and a navigation menu with icons for Home, Profile, Playground, Rankings, and e-Portfolio. A callout box on the left points to the Profile icon in the menu, containing the text: 'Click here to view your profile' and '按此查看用戶檔案'. The main content area shows the 'Profile' section with a list of user details: Username: student.1, Email: Click here to edit, Phone: Click here to edit, Address: Click here to edit, and Birthday: 01/01/1970. A callout box on the right points to the 'Edit' button, containing the text: 'Change Profile: Click here to fill in your parent's phone number and email address.' and '更改用戶檔案：請填入家長的電話號碼和電郵地址.'



Please enter your parent's email address in the 'Profile' section upon your first login. A Progress Report will be sent to your parents' email to share your learning progress.

請於第一次登入後，請於 **Profile** 登記電郵地址，方便日後收到定期發出之學習進度表。

III. Starting the Lessons

進入課堂



Click the 'Home' button to go back to the main page
按 **Home** 按鈕回到首頁

Select 'Interactive Programme International'
選擇 **Interactive Programme International**

Now you can choose the modules and start your learning journey!

你現在可選擇主題開始你的學習之旅！



Click on a module to begin your learning journey!
你現在可開始你的學習之旅！