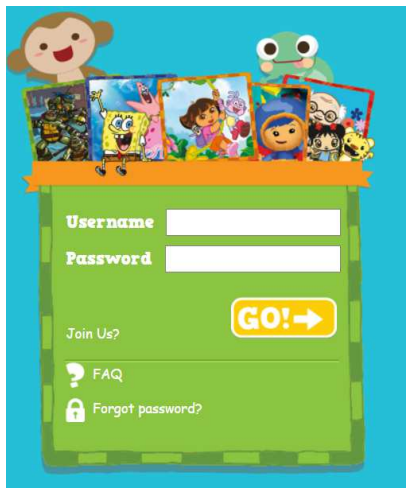




Fun and Friends Student Manual 2016–2017 (HK version)

For PC users

Please log in to www.fnfclub.hk using the following information:



Username: please key in your username as provided

Password: please key in your password as provided

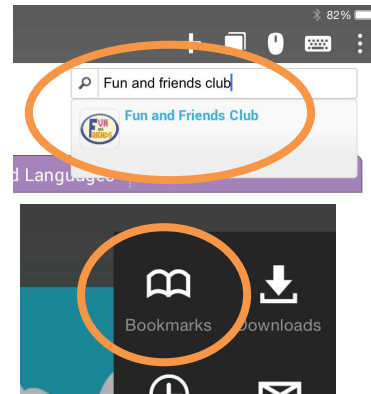
For Android users



iOS version will be available in October

For iPad users

- Download 'Puffin Academy' from Apple App Store before starting the programme.
- In 'Puffin Academy', search for 'Fun and Friends Club'.
- Click on the link provided to access the programme.
- Click on 'Add to Bookmark' to include 'Fun and Friends' to your favourites list to continue the learning journey easily next time.



Reminders

- ✓ Programme period: 19 September 2016–30 June 2017
- ✓ Please enter your parents' email addresses in your Profile for password retrieval. A Progress Report will be sent to your parent's email to share your learning progress.

System and Hardware Requirement

- ✓ A speaker and a microphone (to complete the listening and speaking exercises).
- ✓ System requirements:
 - Microsoft Windows XP / Vista / 7 / 8.1 / 10; Mac OS X v10.9, or above
 - Latest version of Google Chrome (recommended), Internet Explorer, Safari and Firefox
 - Adobe Flash Player 10.1 or above

Student Manual (detailed version) can be downloaded from <http://wiseman.com.hk/site/support/fnf/> in FAQ Q1.1.



Enquiries

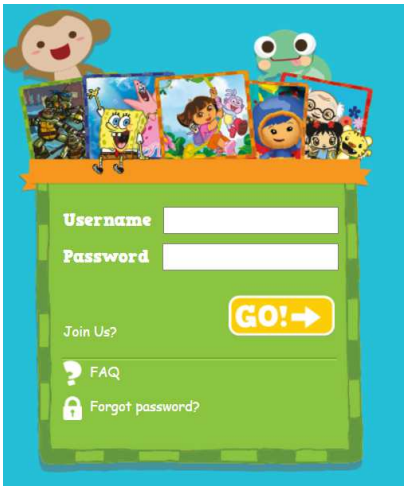
✉ fnf@fnfclub.hk ☎ 3188 2357 (Mon–Fri: 9am–8pm, Sat: 9am–1pm)
We will respond to your service request within 1 working day.



Fun and Friends 學生使用指南 2016-2017 (香港版)

PC 用戶

請瀏覽 www.fnfclub.hk 及輸入以下用戶資料：



例如：請根據提供輸入用戶資料
例如：請根據提供輸入密碼

Android 用戶

請於 **Google play** 下載並安裝 **Fun and Friends**。用戶亦可掃描以下二維碼的方法下載應用程式：

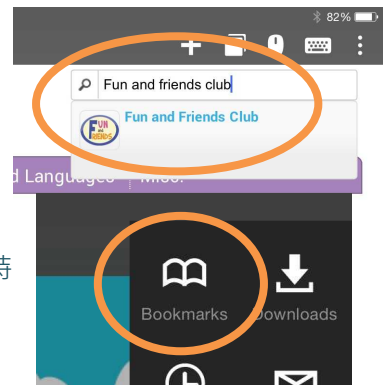


iPad 用戶

- 先在 **App Store** 下載 **Puffin Academy**
- 在 **Puffin Academy** 搜索 '**Fun and Friends Club**'，然後點擊所提供的連結
- 我們提議你點擊 '**Add to Bookmark**' 把連結加入清單中，下一次繼續 '**Fun and Friends**' 的學習之旅便會輕鬆簡單得多



iOS 版將於 2016 年 10 月推出



注意事項

- ☑ 課程日期：由 2016 年 9 月 19 日至 2017 年 6 月 30 日
- ☑ 同學必須於登入後在個人檔案 (**profile**) 欄填上家長電郵，以便日後查詢密碼時可供核實資料之用。另外，進度報告將電郵至家長以跟進學生進度。

系統安裝及設備要求

- ☑ 本課程設有聆聽及錄音練習，因此同學需安裝揚聲器及麥克風
- ☑ 請於開啟每堂練習前，檢查確認你的系統是否具備下列支援軟件：
 - **Microsoft Windows XP / Vista / 7 / 8.1 / 10; Mac OS X v10.9** 或以上
 - 最新版本 **Google Chrome (建議使用), Internet Explorer, Safari and Firefox Chrome**
 - **Adobe Flash Player 10.1 or above**

詳盡版學生使用指南可於 <http://wiseman.com.hk/site/support/fnf/> **FAQ Q1.1** 下載



查詢

✉ fnf@fnfclub.hk

如留言，請清楚說出學校名稱、姓名、聯絡方法及查詢內容；我們將於一個工作天內回覆。

☎ **3188 2357 (Mon-Fri: 9am - 8pm, Sat: 9am - 1pm)**

Update Personal Information and Password



Click here to view your profile

按此查看用戶檔案

Profile

Hi, Student 1.

Username: student.1
Birthday: Click here to edit
Parent's Email: Click here to edit
Phone: Click here to edit
Address: Click here to edit

Change Profile:

Click here to fill in your parent's phone number and email address.

更改用戶檔案：

請填入家長的電話號碼和電郵地址。

Profile

Edit your profile

Learner's Name Student 1
Gender Boy Girl
Birthday 年 / 月 / 日
Username student.1
Password
Parent's Name
Parent's Email
 (To receive your child's learning reports)
Phone
Address
 (For Book Club users to receive printed copies)

Before you submit
Re-enter Password

Enter your Password here.

Submit

Please enter your parent's email address in the "Profile" section upon your first login. A Progress Report will be sent to your parents' email to share your learning progress.

請於第一次登入後，於 **Profile** 登記電郵地址，日後忘記密碼時可按 **"Forgot Password"**

Complete the Lessons



Select 'Interactive Programme'
選擇 'Interactive Programme'

Now you can choose the modules and start your learning journey!



Click on a module to start your learning journey!
你現在可選擇主題開始你的學習之旅!